



My Online Information Lasts

Year 2 Online Safety Home Learning
Summer Term 2

Summer Term 2



Hello families,

In school, we have been learning about online reputation. Children are developing an understanding that information shared online can stay there for a long time, and that we need to think carefully about what is safe to share.



What we are learning

- To understand that information online can last for a long time
- To recognise that personal information should be protected
- To begin to understand that rules may be different for children and adults



Home Learning Task

“Share or Not Share?” Sorting Activity

Work together to decide what information is safe to share online.



Activity

Look at each type of information and decide:

- Safe for an adult to share Not safe for a child to share

Information	Safe for adult to share?	Safe for child to share?
First name	<input type="checkbox"/> Yes <input type="checkbox"/> No	<input type="checkbox"/> Yes <input type="checkbox"/> No
Full name	<input type="checkbox"/> Yes <input type="checkbox"/> No	<input type="checkbox"/> Yes <input type="checkbox"/> No
Age	<input type="checkbox"/> Yes <input type="checkbox"/> No	<input type="checkbox"/> Yes <input type="checkbox"/> No
School name	<input type="checkbox"/> Yes <input type="checkbox"/> No	<input type="checkbox"/> Yes <input type="checkbox"/> No
Home address	<input type="checkbox"/> Yes <input type="checkbox"/> No	<input type="checkbox"/> Yes <input type="checkbox"/> No
Photos of me	<input type="checkbox"/> Yes <input type="checkbox"/> No	<input type="checkbox"/> Yes <input type="checkbox"/> No
Hobbies / interests	<input type="checkbox"/> Yes <input type="checkbox"/> No	<input type="checkbox"/> Yes <input type="checkbox"/> No
Location (where I am)	<input type="checkbox"/> Yes <input type="checkbox"/> No	<input type="checkbox"/> Yes <input type="checkbox"/> No
Other: _____	<input type="checkbox"/> Yes <input type="checkbox"/> No	<input type="checkbox"/> Yes <input type="checkbox"/> No

Remember: Information shared online can stay there for a very long time, even when we can't see it.



What to do together

1



Sort the information

- Talk through each example
- Decide what is safe and what is not

2



Compare child vs adult

- Are the rules the same?
- Why might they be different?

3



Talk about sharing

- Who should we ask before sharing information?
- What could happen if we share too much?

4



Make the link

Explain: "Information shared online can stay there for a long time, so we must choose carefully."

Suggested discussion points

- Why do children need to be more careful about sharing information?
- How might someone feel if their information is shared without permission?
- Is it always easy to remove something from the internet?
- What should you do if you are unsure?



Key Message

"I think carefully before I share information online."

Parent / Carer Tip

Support your child to:

- ✓ Check before sharing anything online
- ✓ Understand that some information should stay private
- ✓ Talk openly about their online experiences



Bring into school

Please bring this completed task into school.

Your child will add it to their computing book.



Safeguarding is everyone's responsibility

At Trinity School, safeguarding our children is our highest priority.

If you have any concerns about your child's online safety or wellbeing, please contact the school.

Further support and information

- NSPCC – nspcc.org.uk
- UK Safer Internet Centre – saferinternet.org.uk
- CEOP – ceop.police.uk
- Common Sense Media – commonsensemedia.org



For more advice and guidance, please visit the Online Safety page on the Trinity School website.



Share or Not Share? Cut-out Cards


Cut out the cards and sort them with your child.

Green border = Usually safe for an adult to share

Red border = Not safe for a child to share



First name




Full name




Age




School name



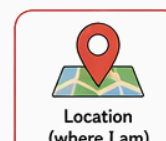
Home address



Photos of me




Hobbies / interests



Location (where I am)



Family details (e.g. names, birthdays)



Other:

Use these cards to talk about what is safe to share online and what should be kept private.